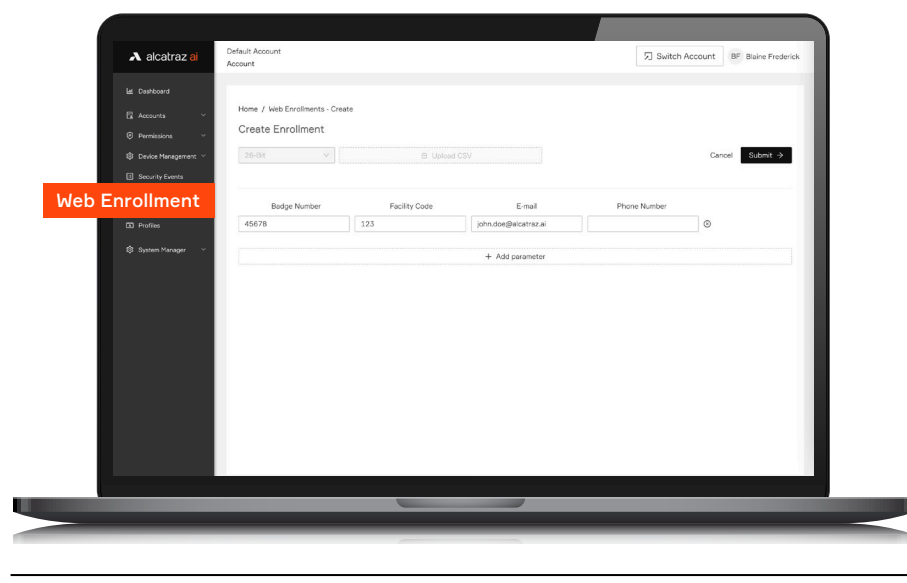


Web / Mobile Enrollment

The Rock from Alcatraz AI delivers on the promise of frictionless access while enhancing security via facial authentication. Building on our legacy of making enrollment as easy as possible, we are pleased to announce Web-based Mobile Enrollment in version 2.7 of the Alcatraz Platform.

Create an Enrollment Request using the Admin Portal

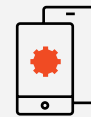
Web-based Mobile Enrollment allows system administrators to send a unique email with a link to any user. The user simply clicks on the link, and they are immediately directed to the Web-based enrollment solution with no need to download an app. Based on the configuration, the user enters a one-time security code that is sent to the email associated with the enrollment when beginning the enrollment process. The user then is guided through the steps to create their facial template using the camera on their smartphone or tablet. The template is saved to the Alcatraz Platform and is then pushed to any of the Rocks in the system that the user can access.



1
Enter Facility Code, Badge Number and email address for the user

2
Submit the Enrollment Request to the Alcatraz Platform

3
User is sent an email containing a unique enrollment link and QR code



Device Support

Works on most popular iOS or Android devices



Enrollment Invites

Sent via email and optionally protected using multi-factor authentication



Access Platforms

Any access system using Wiegand or OSDP credentials. Like all Alcatraz products, no ACS integration is required; the enrollment template is tied to the Facility Code and Badge Number for the user's credential.

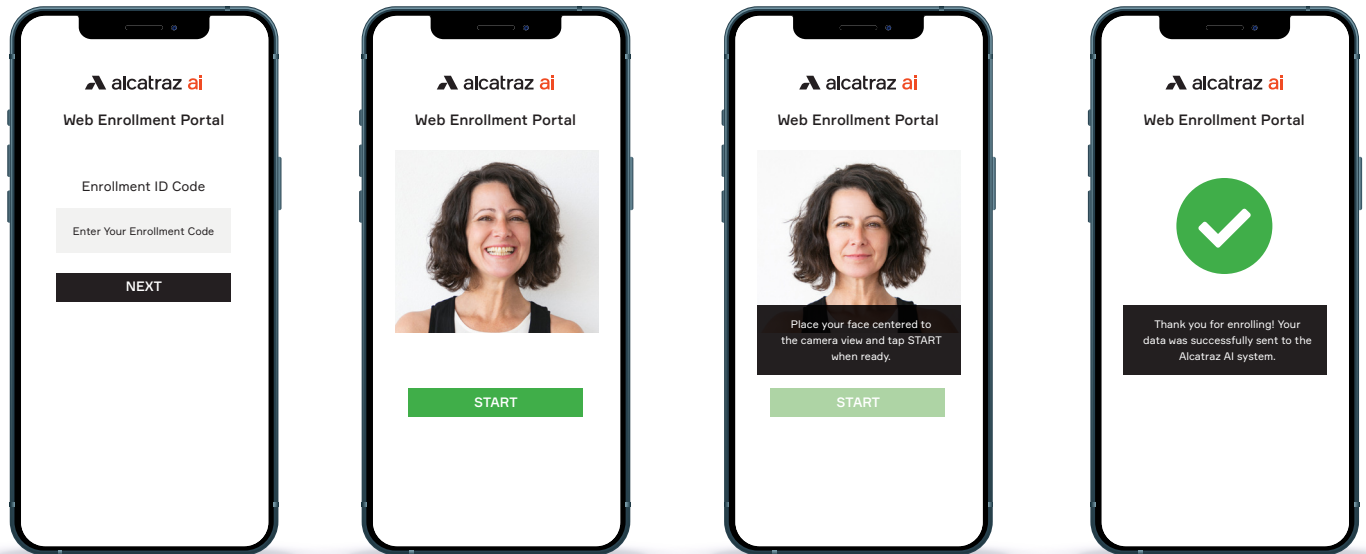


Available

Early April, 2023

Perform Mobile Enrollment

Mobile Enrollment improves efficiency as employees can enroll on their time, with their own devices. An entire workforce can be conveniently enrolled without losing time to visit an enrollment station. It is also a great way to enroll new employees who can enter their workplace on their first day without a badge.






- 1** The user enters a one-time security code (when configured) and follows the on-screen prompts
- 2** After a brief demo video of the process, the user presses the start to begin
- 3** The user is given prompts that guide them step by step through the process
- 4** The user receives confirmation that they are enrolled or are asked to repeat the process

Once the enrollment is complete, the template is stored in the Alcatraz Platform and is transmitted to all of the Rocks the user is allowed to access.

Contact Us

Alcatraz.ai
sales@alcatraz.ai
(650) 600-0197

Connect with Us

 www.facebook.com/alcatrazai
 linkedin.com/company/alcatraz
 twitter.com/alcatrazai